



2023 Apollo Projects NZ Swimming C...



Swimming New Zealand



200m Breaststroke Wo... Heat












Points Swimmers Files Scoreboard

- Session 1 Sat | 10:10 AM Session 2 Sat | 05:40 PM Session 3 Sun | 10:10 AM Session 4 Sun | 05:40 PM Session 5 Mon | LIVE Session 6 Mon | 05:40 PM Session 7 Tue | 10:10 AM Session 8 Tue | 05:40 PM

Table of session events for Session 5 Monday 10:10 AM, including 400m Freestyle Men Heat, 100m Butterfly Women Heat, and 200m Breaststroke Men Heat.

18 100m Butterfly Women Heat Official. Includes navigation for Entries and Heats.

Main results table for 100m Butterfly Women Heat. Columns: Rank, Competitor, Age, Club, RT, FINA, Result. Lists competitors like Ouwehand, Glintmeyer, Crosbie, Paterson, Pedersen, Bray, Schendelaa, Tassicker, Allan, Matthews, Lockie, Baik, Henderson, and Nga Tai Tuatua.

14	 Miles Tayla			Entry: 1:03.72 (+ 2.49)
	50m: 29.97	100m: 1:06.21 (36.24)		
15	 Twose Char...	18	 Coast Swim... +0.71	1:06.37 Entry: 1:06.77 (- 0.40) Q
	50m: 30.52	100m: 1:06.37 (35.85)		
16	 Jackson Ka...	22	 QEII Swim C... +0.74	1:06.68 Entry: 1:06.43 (+ 0.25) Q
	50m: 30.37	100m: 1:06.68 (36.31)		
17	 Wheeler Kate	17	United Swim... +0.70	1:06.83 Entry: 1:06.09 (+ 0.74)
	50m: 30.58	100m: 1:06.83 (36.25)		
18	 Marsh Isla	19	 TBSS Centra... +0.68	1:07.07 Entry: 1:07.52 (- 0.45)
	50m: 31.48	100m: 1:07.07 (35.59)		
19	 Maritz Ania	15	 North Shore ... +0.66	1:07.32 Entry: 1:06.53 (+ 0.79)
	50m: 30.95	100m: 1:07.32 (36.37)		
20	 Piper Hannah	16	United Swim... +0.69	1:07.71 Entry: 1:06.78 (+ 0.93)
	50m: 31.65	100m: 1:07.71 (36.06)		